



P.O.BOX 2882, Windhoek
Tel: + 264 61 283 5100, Fax +264 61 283 5259
Web address: www.fic.na
E-mail address: helpdesk@fic.na

MONTHLY STATISTICAL REPORT: JUNE 2025

1. Incoming Reports

Table 1: Reports Received

	Jun-25	May-25	Jun-24	Total ¹
<i>AIFs</i> ²	151	135	84	6,708
<i>CBMCRs</i> ³	0	0	3	292
<i>CTRs</i> ⁴	3,633	3,420	4,470	357,596
<i>EFTs</i> ⁵	16,622	16,506	13,726	11,275,256
<i>IFTs</i> ⁶	8,191	8,393	3,338	5013,843
<i>SARs</i> ⁷	16	21	22	2,174
<i>STRs</i> ⁸	185	145	108	13,992

The current reporting period has seen an increase in the volume of AIFs, CTRs, EFTs and STRs when compared to May 2025.

Table 2: Requests for Information

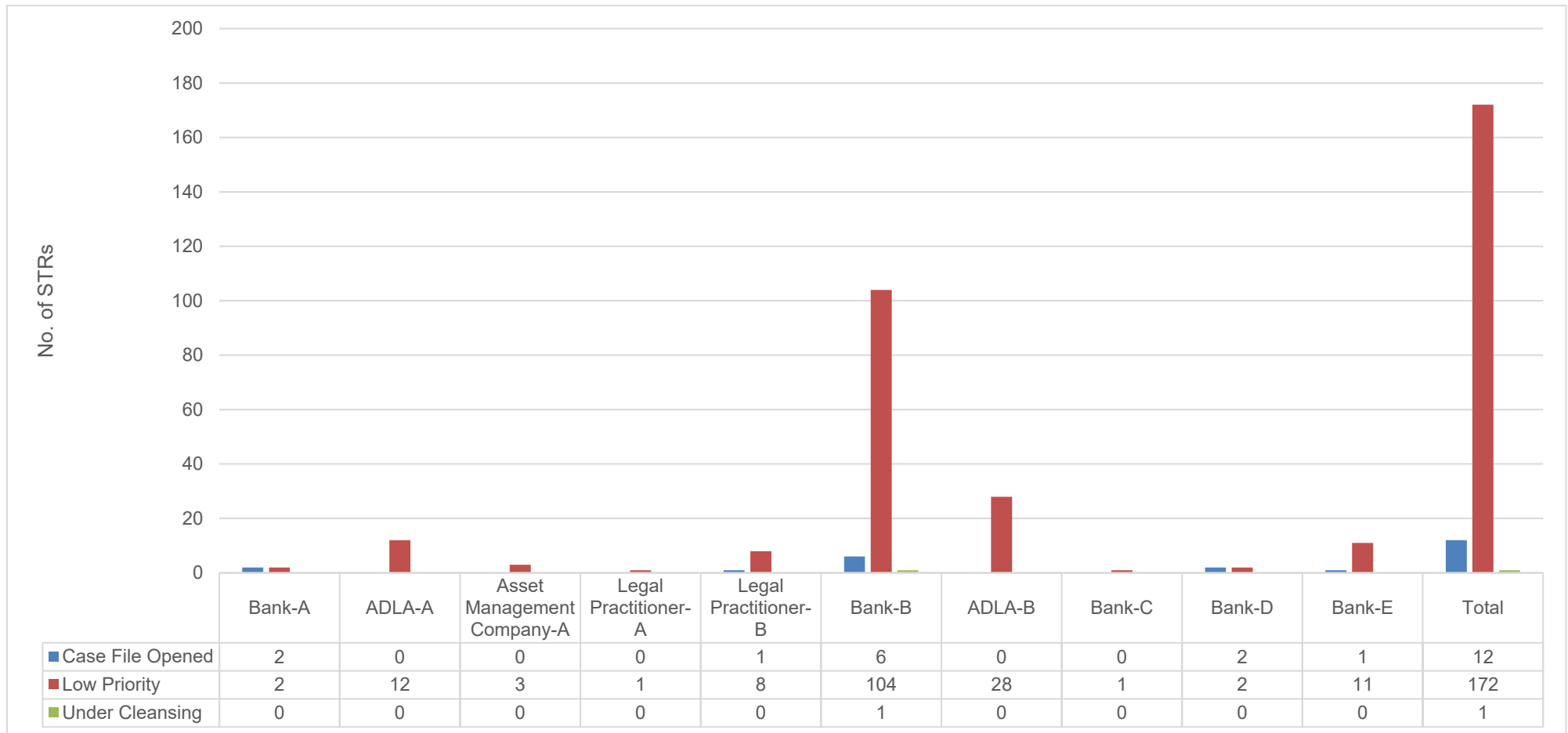
	Jun-25	May-25	Jun-24	Total
<i>IRDs</i> ⁹	42	21	20	1,277
<i>IRIs</i> ¹⁰	1	1	2	99

42 IRDs were received in June 2025. To date, a total of 1,376 requests has been received by the FIC.

¹ Total reports received since inception;
² AIF: Additional Information File;
³ CBMCR: Cross Border Movement of Cash Report;
⁴ CTR: Cash Transaction Report;
⁵ EFT: Electronic Funds Transfer;
⁶ IFT: International Funds Transfer;
⁷ SAR: Suspicious Activity Report;
⁸ STR: Suspicious Transaction Report;
⁹ IRD: Incoming Request-Domestic; and
¹⁰ IRI: Incoming Request-International

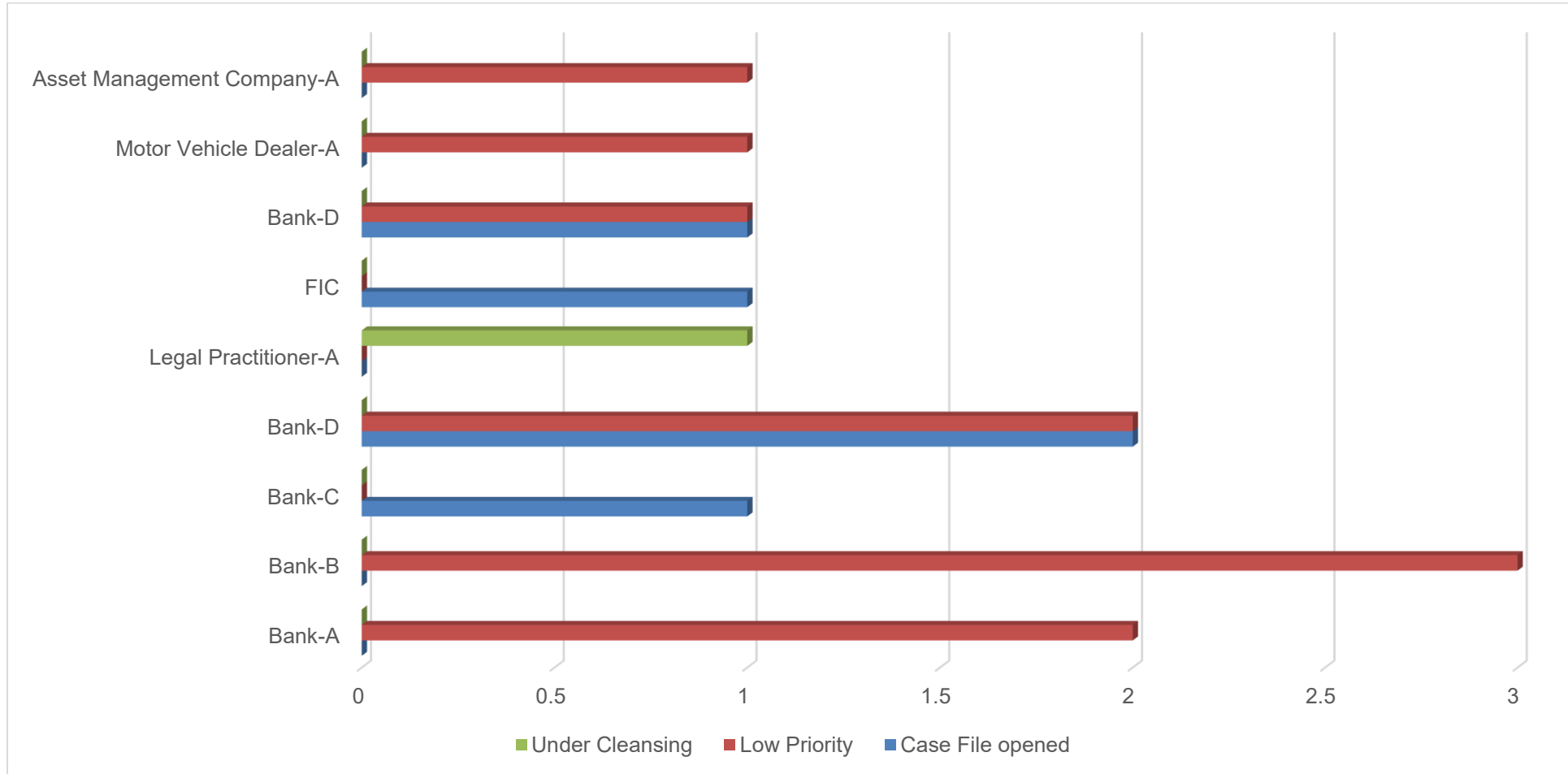
2. Classification of Reports

Graph 2.1: Classification of STRs received by the Reporting Entities



During May, Bank-B filed the majority of STRs (111 STRs). Records indicate that 172 STRs filed during the period under review were placed under a low priority status while 12 reports were accorded a high-level status.

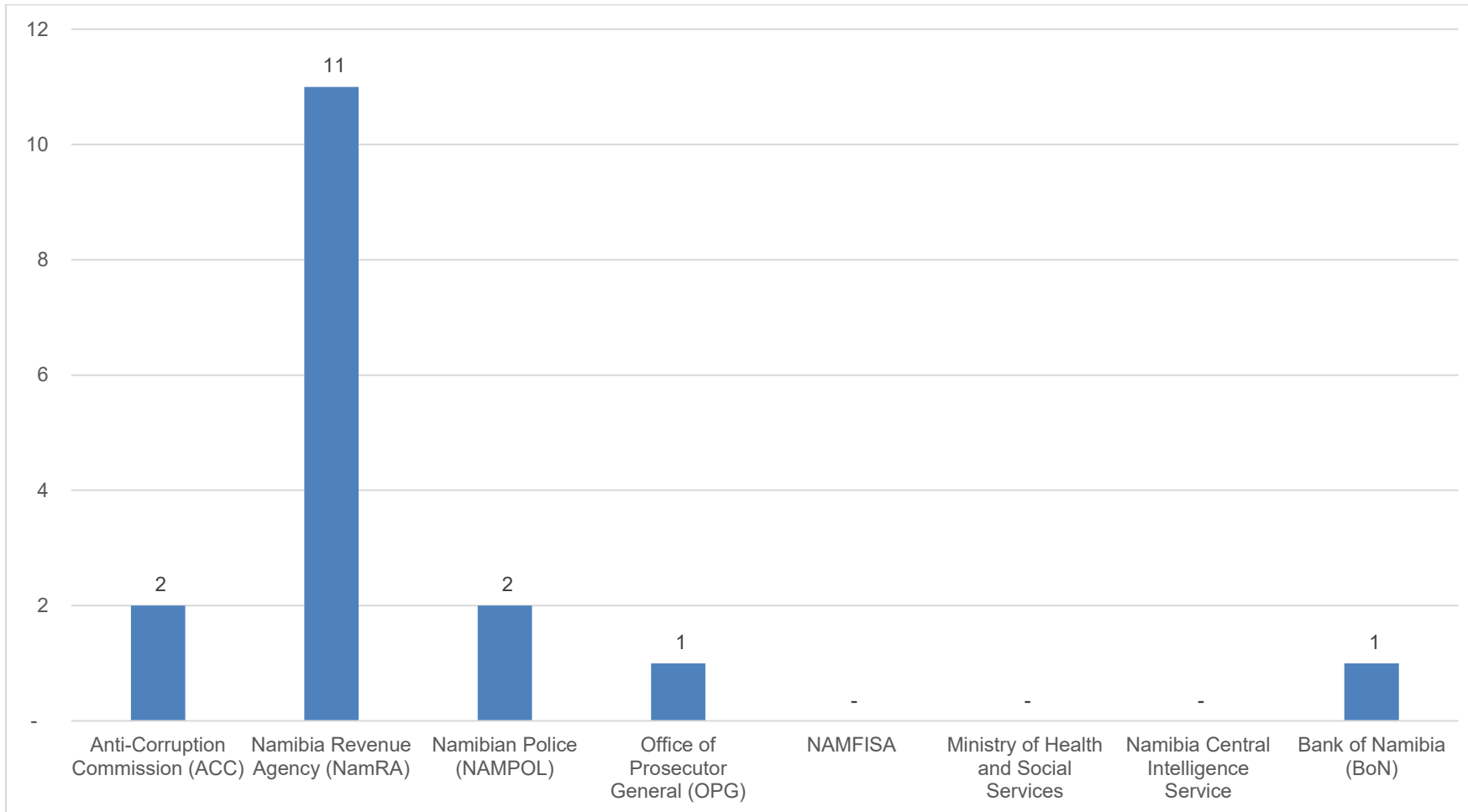
Graph 2.3: Classification of SARs received by the Reporting Entities



The Reporting entities filed a total of 16 SARs. Records indicate that only 5 reports were placed on high priority and escalated to cases.

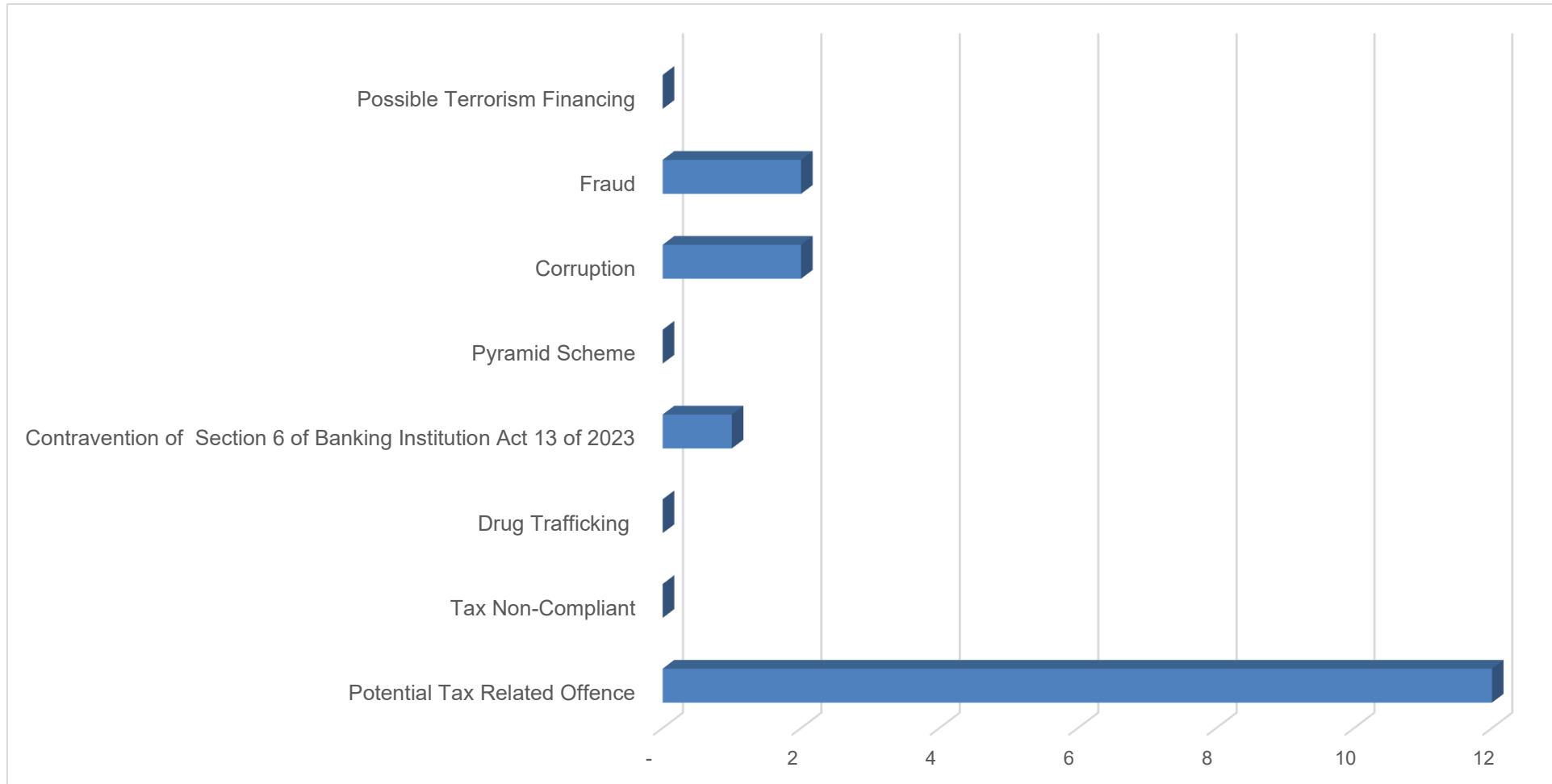
3. Disclosures

Graph 3.1: Spontaneous Disclosures disseminated to Law Enforcement Agencies/ relevant authorities



In the period under review, the FIC disseminated 17 Spontaneous Disclosures (SDs) to Law Enforcement Agencies (LEAs).

Graph 3.2: Potential Predicate Offences



Overall, 17 potential ML predicate offenses were recorded in June 2025. Tax related featured as the leading potential predicate offense.